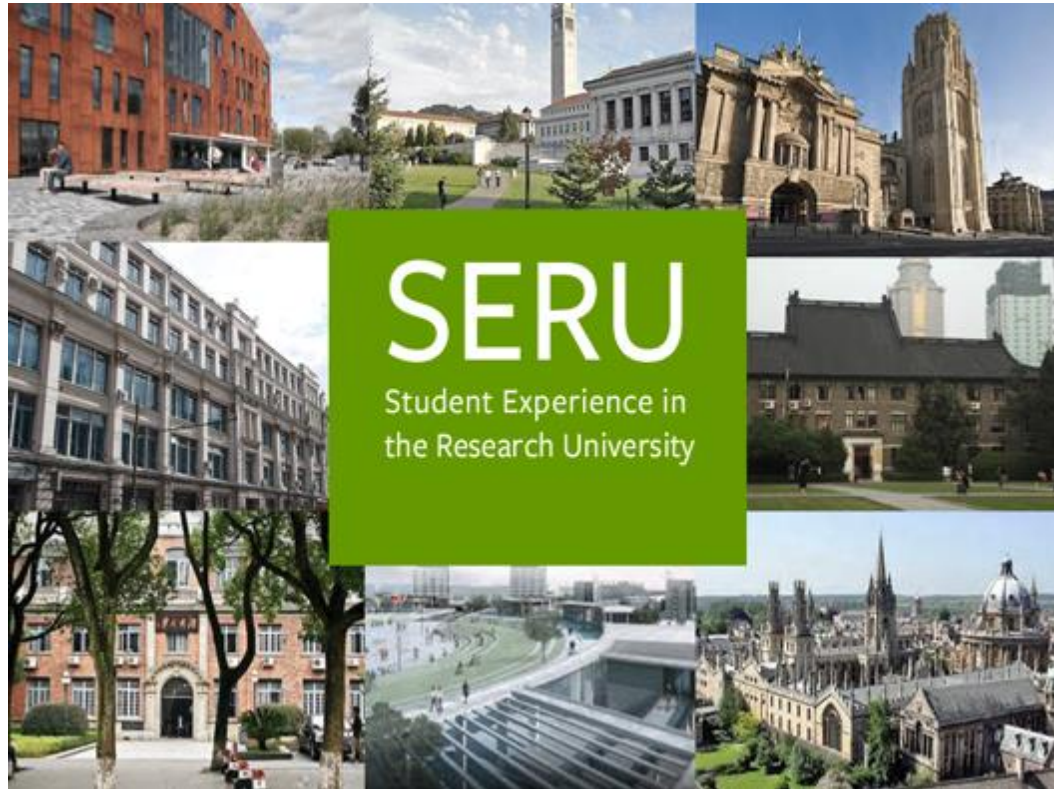


Seeking a Comparative Lens: Undergraduate and Graduate Education in California and Brazil

FAPESP California Week
November 17, 2014

John Aubrey Douglass

Founding PI - Student Experience in the Research University (SERU) Consortium
Senior Research Fellow – Center for Studies in Higher Education UC Berkeley

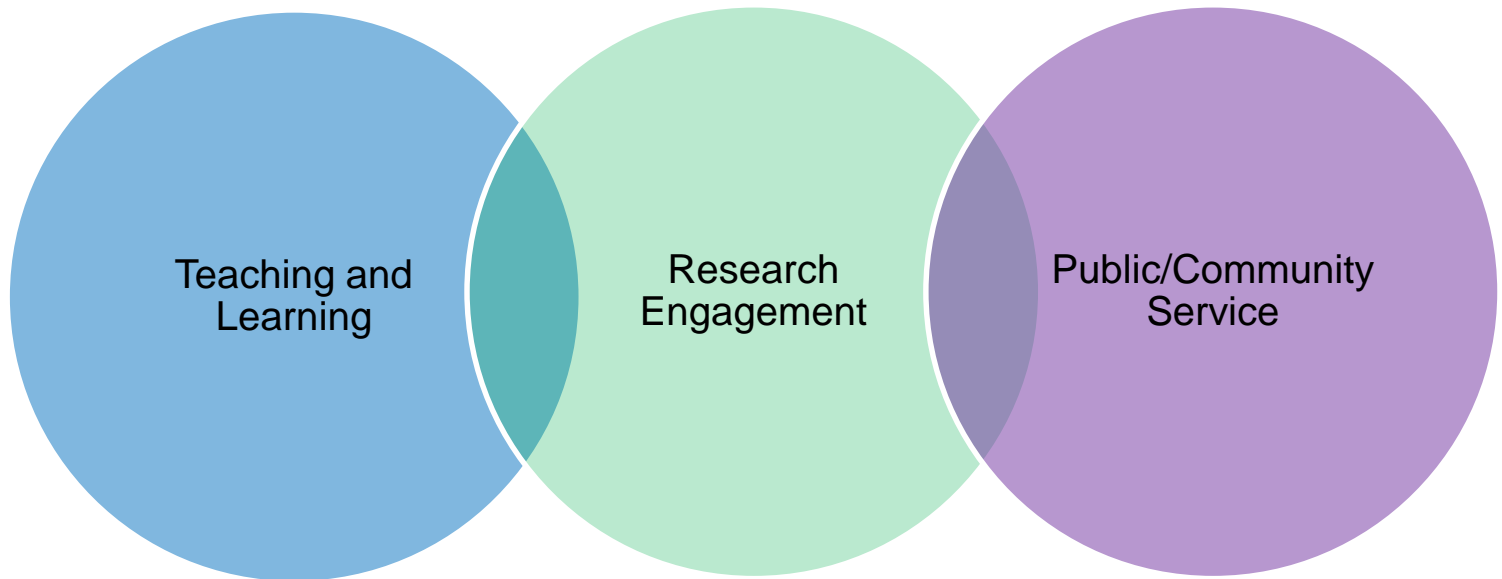


Student Experience in the Research University (SERU) Consortium



Researching and Improving the Student Experience in Research Universities

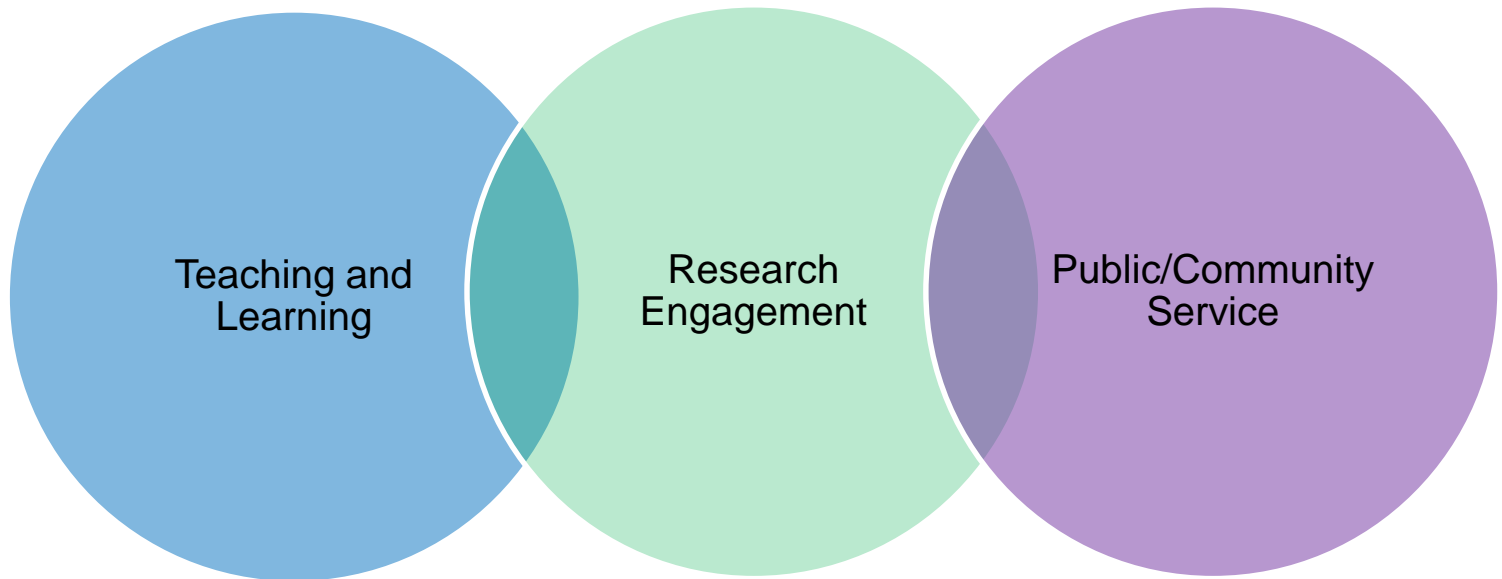
Turning to the Student Side of the Equation
SERU Portrait of Student Engagement – 3 Pillars





Researching and Improving the Student Experience in Research Universities

**Seeking a Holistic Understanding of the Student Experience
at the Undergraduate and Graduate Levels**





- **A scholarly and policy focused international comparative research effort based at Berkeley among a group of top-tier universities**



- **A scholarly and policy focused international comparative research effort based at Berkeley among a group of top-tier universities**
- **Evidence of significant policy convergence in policies and practices among top research universities**



- **A scholarly and policy focused international comparative research effort based at Berkeley among a group of top-tier universities**
- **Evidence of significant policy convergence in policies and practices among top research universities**
- **SERU members have similar goals – while at different points of a trajectory**



- **A scholarly and policy focused international comparative research effort based at Berkeley among a group of top-tier universities**
- **Evidence of significant policy convergence in policies and practices among top research universities**
- **SERU members have similar goals – while at different points of a trajectory**
- **Researchers and campuses motivated by desire for institutional self-improvement and evidence based management informed by scholarly research**



- **A scholarly and policy focused international comparative research effort based at Berkeley among a group of top-tier universities**
- **Evidence of significant policy convergence in policies and practices among top research universities**
- **SERU members have similar goals – while at different points of a trajectory**
- **Researchers and campuses motivated by desire for institutional self-improvement and evidence based management informed by scholarly research**

SERU-AAU Consortium

University of California – Berkeley+ all the UC UG Campuses

Rutgers University

University of Florida

University of Michigan

University of Minnesota

University of Oregon

University of Pittsburgh

University of Texas

University of Southern California

University of North Carolina

University of Virginia

Texas A&M University

Purdue University

University of Iowa

Indiana University

University of Washington

SERU-I Consortium

Universidade Estadual de Campinas

Hunan University

Nanjing University

Xi'an Jiaotong University

Amsterdam University College

University of Cape Town

University of Bristol

Higher School of Economics – Moscow

University of Oxford

Osaka University

Tongji University

Hiroshima University

On-Line Census
SERU UG Survey
and new Graduate
Students Survey –
data to drill down to
the discipline level
and sub-populations

Survey Focus:

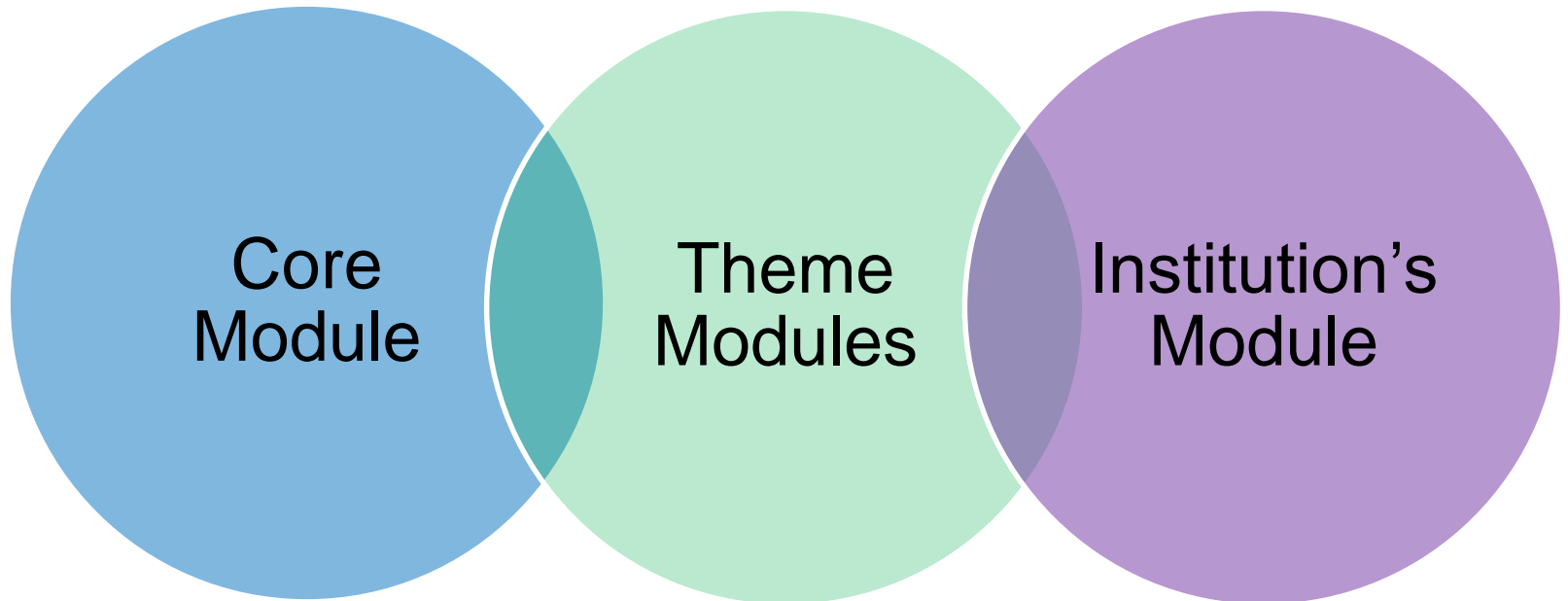
1. Inputs
2. Environment
3. Outcomes

Best Practices

Policy Research

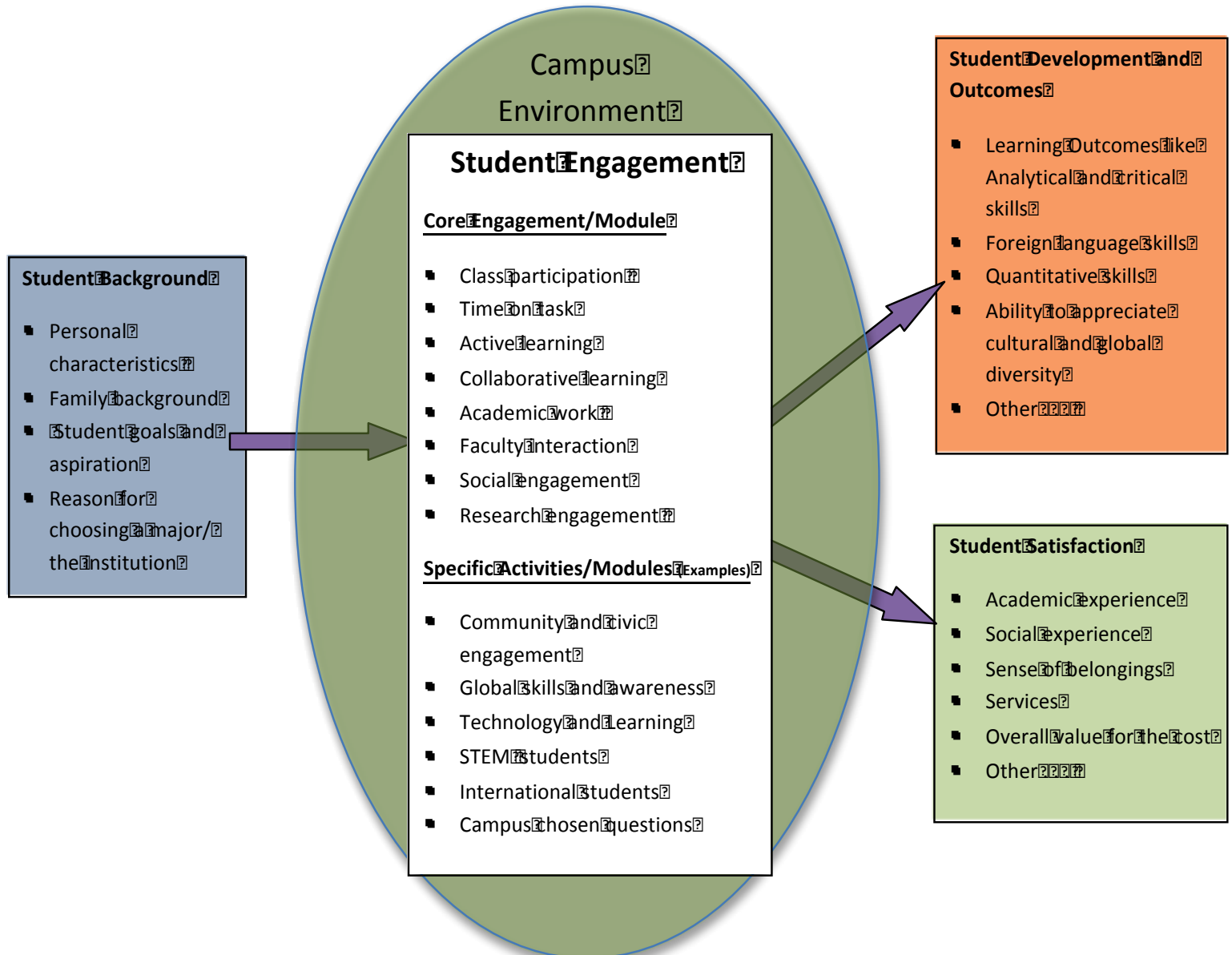


SERU Survey Design



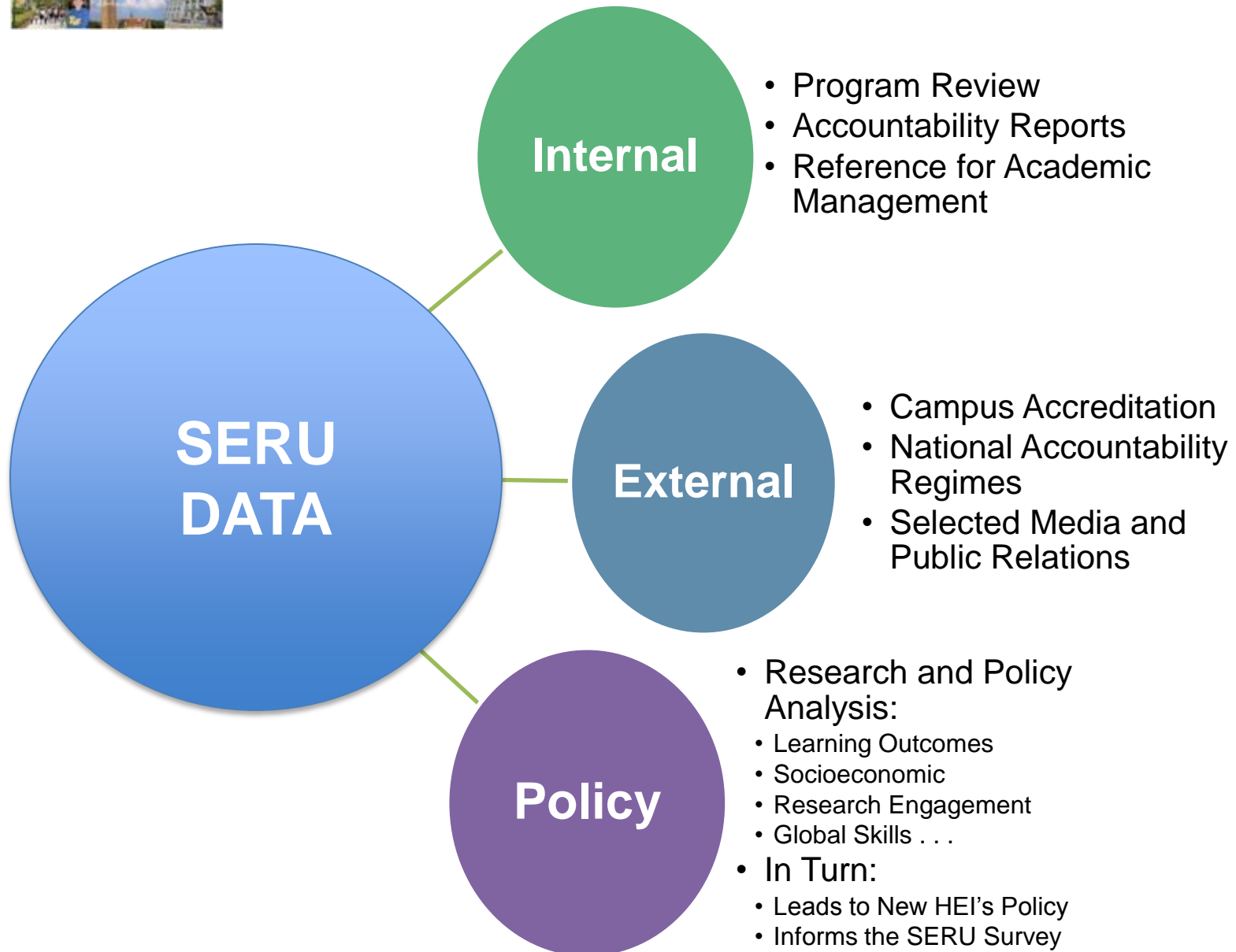
SERU Undergraduate Survey

2





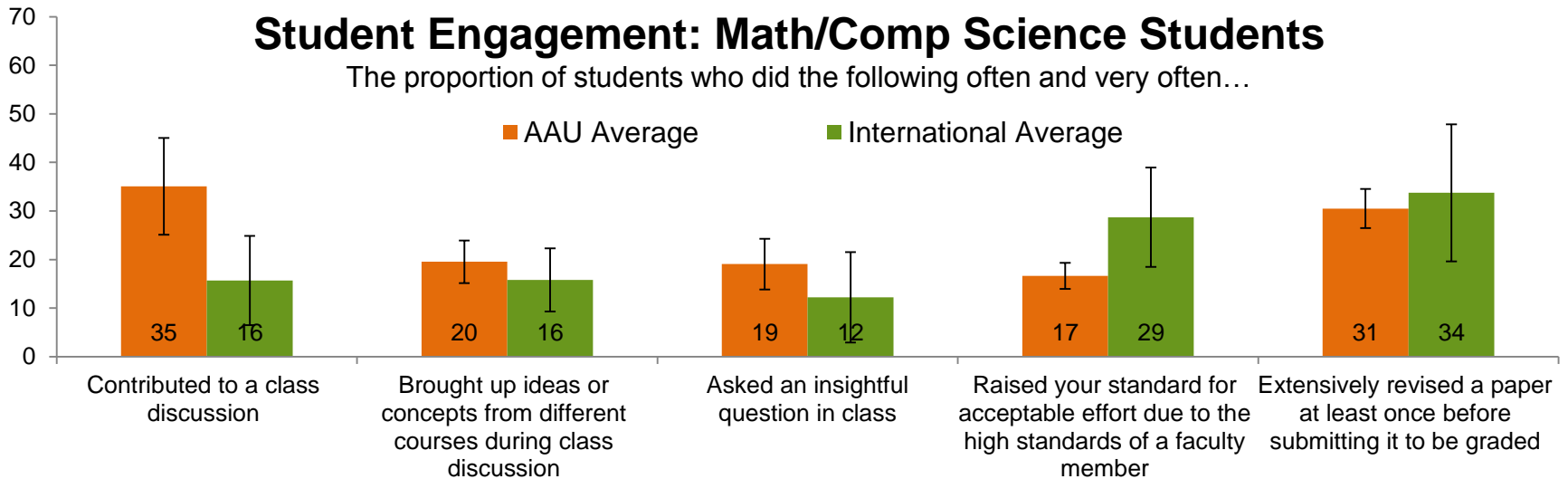
Uses of SERU Data



Findings: Greater Variability in Student Experience on International Side

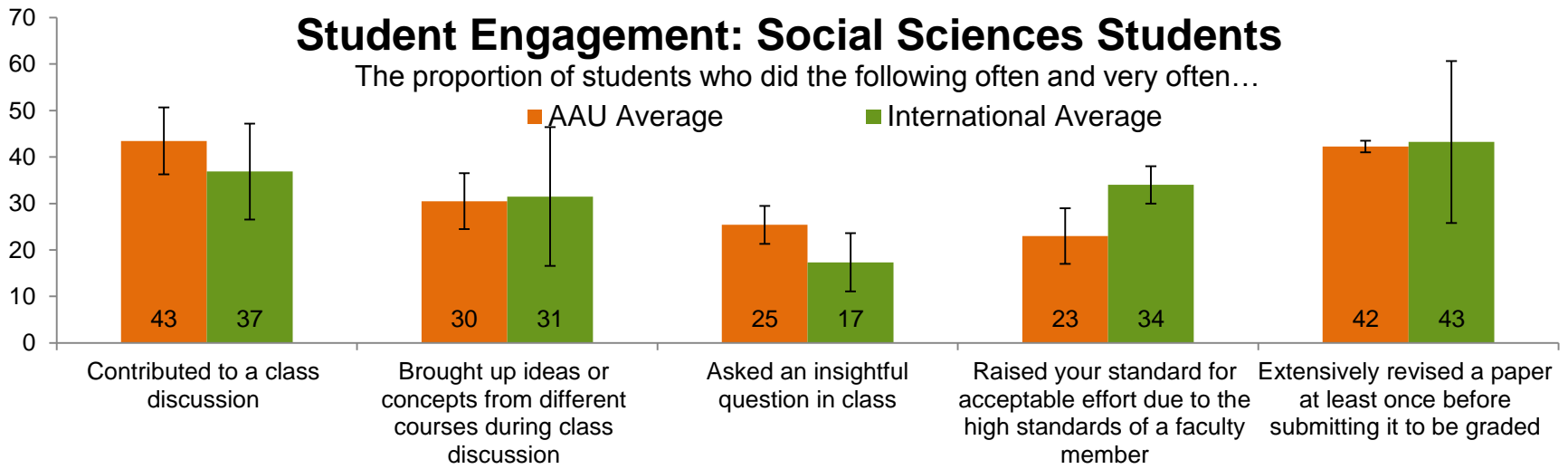
Student Engagement: Math/Comp Science Students

The proportion of students who did the following often and very often...



Student Engagement: Social Sciences Students

The proportion of students who did the following often and very often...





SERU Graduate Student Survey Structure

The survey covers 16 areas of student experience:

- A. Your Graduate Program
- B. Previous Higher Education Experience
- C. Admissions and Entrance
- D. Socialization into the Profession and Professional Development
- E. Financial Support
- F. Other Institutional Support
- G. Program Climate
- H. Proficiency Levels
- I. Advising and Mentoring
- J. Dissertation Stage
- K. Research Experience
- L. Teaching Experience
- M. Career Plans & Changes
- N. Time to the Doctorate
- O. Overall Satisfaction
- P. For International Students Only



SERU Graduate Student Survey Structure

Core Survey

- Factual questions: 44
- Opinion questions: 44
- Demographics: 10

International Students Only

- Factual questions: 7
- Opinion questions: 1

Attributes

Entry Orientations

Student Experience

Outcomes

Student Background/ Current Status

- Demographics
- Parents' educational attainment
- Current program
- Type of degree
- Stage in the program

Previous Higher Education Experience

- Degree, field, institution
- Time elapsed since completing a previous degree

Financial Resources

- Ability to pay
- Undergraduate/graduate loans

Admissions & Entrance

- Goals
- Reasons for selecting a program
- Program communications

Financial Support

- Sources
- Degree of support

External Commitments

- Work
- Family



Socialization Profession & Professional Development

- Professional values and ethical issues
- Opportunities offered by the program/ college/school/ Graduate School

Other Institutional Support

- Quality of amenities at the institution

Financial Support

- Satisfaction with financial support
- Impact of employment outside the university on degree progress
- Anticipated consequences of debt burden

Program Climate

- Satisfaction with the program climate

Advising & Mentoring

- Quality of advising
- Areas of support from an advisor
- Areas of support from a mentor

Dissertation Stage

- Dissertation topic
- Dissertation proposal

Research Experience

- Experience with research-related activities
- Sources of financial support
- Interdisciplinary research and its challenges

Teaching Experience

- Training
- Teaching experience
- Impact on degree progress

Career Plans & Changes

- Changes in career plans during grad/prof studies
- Careers towards which professional preparation is oriented in a program
- Factors influencing career choices

Obstacles

- Factors that help or hinder degree progress

Graduate/ Professional Degree Completion

- Commitment to complete a degree in the current program

Proficiency Levels

- Development of academic, research, and professional skills

Overall Program Satisfaction

- Satisfaction with various aspects of a program
- Fit between students' values, expectations and the program



Seeking a Comparative Analysis of UG and Grad Education

- **Shared Challenges in Improving Undergraduate and Graduate Education at the institutional and discipline levels**
 - Increasingly a global pool – for graduate students and faculty
 - Socioeconomic/race and ethnicity background of students
 - Behaviors of students – correlations with discipline, sub-populations . . .
 - Larger campus and social/physical environment and “climate”
 - Levels of engagement/disengagement + student expectations
 - Student input on improvement
 - Outcomes
- SERU-I large and growing database provides a unique opportunity to engage in a comparative study in California and Brazil, and for a larger international research project



Seeking Comparative Analysis

1. Assessing the Research University Advantage in UG Ed

- Modes of engagement/disengagement - academic, research, co-curricular, and civic – among students by:
 - Socioeconomic background
 - Academic performance
 - Discipline
 - Comparative/Benchmarking – regionally, internationally
- Research Questions:
 - Are some student behaviors related to national culture/demographic mix?
 - Curricular structure and campus climate?
 - Are the modes of engagement mutually exclusive, independent, or correlated?
 - How does both the extent and patterns of engagement (and disengagement) vary by field of study?
 - How does both the extent and patterns of engagement vary by other key aspects of the undergraduate experience, e.g., college GPA and level of paid employment?



Seeking Comparative Analysis

2. Graduate Education in a Globalizing World – Stage 1 Exploratory

- SERU Graduate Survey Data – 1st administered 2014/15
- SERU data is a basis for wider comparative study
- Topics:
 - Background/Experience of Students – same global pool? Expectations?
 - Structure of Doctoral/Masters Programs – student experience by:
 - Discipline
 - Curriculum
 - Research
 - Teaching preparation
 - Financial Support/Affordability
 - Academic Socialization – Mentorship, Climate
 - Life Outside of the Academy/Community
 - Job Expectations and Outcomes



Conclusion

- **Seeking more Brazilian universities to be SERU-I members in administering and further developing SERU-I surveys/data**
- **Opportunity for further collaborate on comparative policy relevant research**